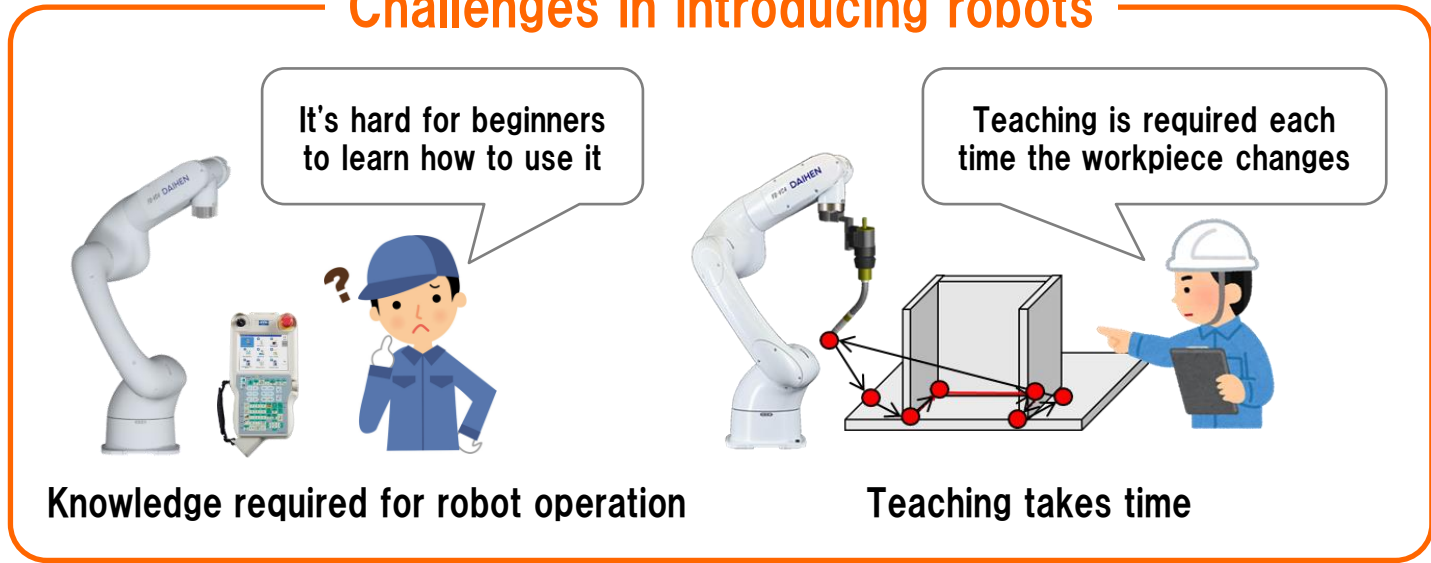




Easy and Intuitive Robotic Programming

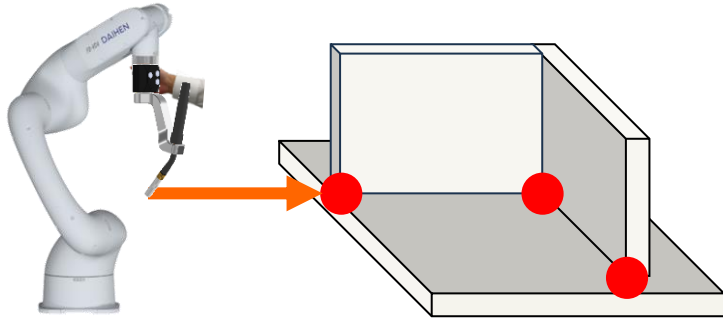
Direct Teach and Photo Touch Teach

Challenges in introducing robots



DAIHEN's new teaching system solved!

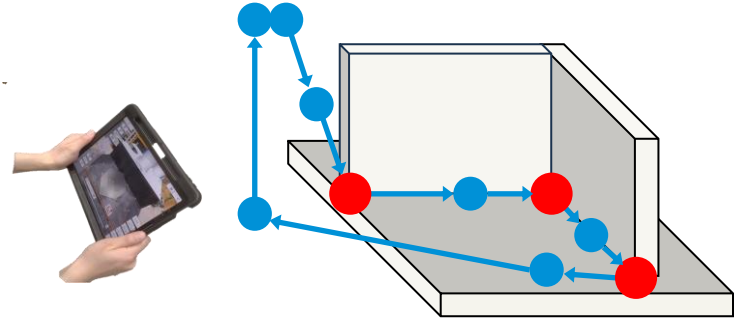
Direct Teach



At the welding position and torch position
Intuitively teaching



Photo touch teaching



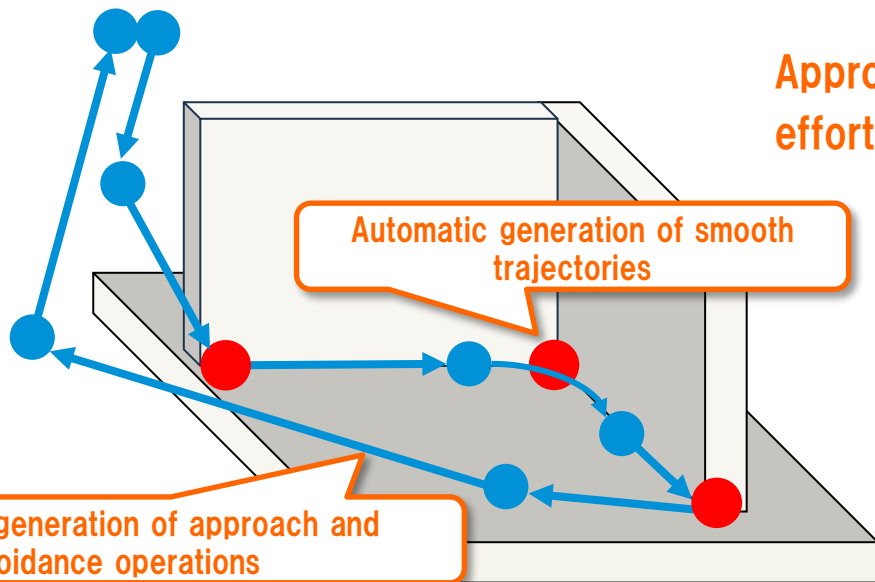
Automatically generate robot trajectories
by shooting only

Anyone can easily teach the robot program.

- ① Shoot Work with Camera
- ② Teaching only the welding start point, relay point, and end point
- ③ Robot automatically generates other required movements

Direct Teach

Photo touch teaching




Approximately 60% reduction in teaching effort ※ with new teaching

※Comparison with when a robot program is created with the teach pendant

Operation is possible with the buttons at hand.

Position recording



Speed switching

Mode switching

※Switching between modes: Free, Translation, and Rotation



Full cover torch for safety and security

Protected from wire tip with teaching cap

DAIHEN's new teaching system offers customers the introduction of robots in their factories and the reduction of robot teaching man-hours to improve productivity.

DAIHEN